

EWING CHRISTIAN COLLEGE, PRAYAGRAJ

ONLINE EXAMINATION SCHEDULE (THEORY) 2021 – 2022


M. A. / M.Sc. SEMESTER – I

WRITING TIME: 09:00 AM – 12:00 Noon


UPLOADING TIME : 12:00 Noon - 01:00 PM


(All students who are unable to upload their answer script PDF file on the College Examination Portal can send the print out of their answer script by post addressed to “The Examination Cell, Ewing Christian College, Prayagraj – 211003, U.P.” on the day of examination failing which copy will not be accepted for evaluation.)

Date	Paper 1	Paper 2	Paper 3	Paper 4	Paper 5
21.03.2022	CHEMISTRY PHYSICS				
22.03.2022		CHEMISTRY PHYSICS			
23.03.2022			CHEMISTRY PHYSICS		
24.03.2022				CHEMISTRY PHYSICS	
28.03.2022	ANC. HISTORY MATHEMATICS ZOOLOGY				
29.03.2022	BOTANY	ANC. HISTORY MATHEMATICS ZOOLOGY			
30.03.2022			ANC. HISTORY MATHEMATICS ZOOLOGY		
31.03.2022		BOTANY		ANC. HISTORY MATHEMATICS ZOOLOGY	
01.04.2022	ENGLISH				MATHEMATICS ZOOLOGY
02.04.2022			BOTANY		
04.04.2022	GEOGRAPHY STATISTICS EDUCATION POL. SCIENCE	ENGLISH		BOTANY	
05.04.2022	HINDI ECONOMICS	GEOGRAPHY STATISTICS EDUCATION			
06.04.2022		HINDI POL. SCIENCE	ENGLISH GEOGRAPHY STATISTICS EDUCATION		
07.04.2022		ECONOMICS	HINDI	GEOGRAPHY STATISTICS EDUCATION	
08.04.2022			POL. SCIENCE	HINDI ENGLISH	
09.04.2022			ECONOMICS		HINDI
11.04.2022				POL. SCIENCE ECONOMICS	ENGLISH
13.04.2022					ECONOMICS


Dr. Sheela Prasad
(Exam. Controller)


Dr. Justin Masih
(Deputy Exam. Controller)


Dr. S. B. Singh
(Registrar)


Dr. A. S. Moses
(Principal)

EWING CHRISTIAN COLLEGE, ALLAHABAD

FRONT PAGE FOR ONLINE END SEMESTER EXAMINATIONS

(To be filled by students and compulsorily used as top page in all online examination answer scripts)
(Session 2021 - 2022)

NOTE: Fill the following details in block letters with black ink/ball point pen

Name:.....Fathers Name:.....

Roll Number: (In Figures).....

Roll Number: (In Words).....

Enrolment Number:..... Class:.....

Semester:..... Subject:.....

Paper Title:.....

Kindly note the following:

1. Students should use this front page as the first page in all their examinations. Please print this front page on white plain A4 sheet and attach it as the first page of the answer script PDF File.
2. Question paper will be made available on the College Examination Portal by logging in to the student account. Please answer all questions in proper order. All answers should be hand written on white A4 plain sheets only.
3. **Page limit:** 17 pages (UG), 20 Pages (PG) (*One page means one written side of an A4 page and not two written sides*).
4. The time allotted for End Semester Examination is as follows:

<u>For First Meeting</u>	Writing Time: 9:00 AM to 12:00 Noon
	Uploading Time: 12:00 Noon to 1:00 PM
<u>For Second Meeting:</u>	Writing Time: 1:00 PM to 4:00 PM
	Uploading Time: 4:00 PM to 5:00 PM
5. Students must mention following details on top right hand corner of each page of the answer script: Roll number, Enrolment number, Page number (in the format *page number/total number of pages*. For Example: 1/17, 2/17, 3/17.....)
6. Answer script PDF file submission will take place only through the College Examination Portal however, if a student is unable to submit the answer script PDF file in online mode through the college examination portal, they can do so by sending it by registered post/speed post/courier, etc. addressed to "The Examination Cell, Ewing Christian College, Prayagraj - 211003" ON THE DAY OF EXAMINATION failing which copy will not be accepted for evaluation.
7. Please mention the name of the subject in capital letters, on the envelop in case the student sends the answer script by registered post/speed post/courier, etc.
8. Please make sure to check that the correct answer script PDF file is being uploaded on the college exam portal. You will get only ONE CHANCE to upload the answer script. Thereafter any other copy received by post from the student will not be accepted.
9. You will NOT BE ALLOWED to upload a second file in case you have uploaded the wrong PDF file.

Date:.....

Signature:.....